


SS121V27 series piezoresistive standard pressure transducers

Features

- Customized size
- High accuracy, high reliability
- Stainless steel 316L diaphragm
- 1.0mA, 1.5mA constant current supply
- 5VDC, 10VDC constant voltage supply
- 0-70°C temperature compensation range
- Isolated construction, able to test various media
- Absolute, gauge and sealed gauge pressure is optional



O-ring sealing inside

Maximum pressure up to 1000bar

Descriptions

SS121V27 series piezoresistive standard pressure transducer is designed with Sendo diameter Ø19 mm sensor without signal conditioning, the sensor floats on an O-ring seal and is therefore free of any housing stresses, maximum pressure range up to 100 MPa (absolute & gauge).

The SS121V27 series offers two types of electrical connections, pins or wires is optional, has optimum media isolation for use with both harsh and benign media, a variety of versions with respect to process connection and mechanical connection to a case can be designed according to the request, is the ideal basis for pressure transmitters, pressure switches or digital pressure instruments.

Technical data

Performance (EN 60770)

Power supply	1.5 mADC (typical)	5 VDC (optional)	10 VDC (optional)
Zero output	0 ± 2 mV ①		
Span output	100 ± 20 mV ①		
Accuracy	0.25% F.S. ①		
Measuring range	Minimum range: 0.1 bar Maximum range: 1000 bar See more details in page 3 (part number chart)		
Overload range	2.0 × F.S. (< 250 bar)		
	1.5 × F.S. (≥ 250 bar); 1.2 × F.S. (1000 bar)		
Compensated temp range	0 → 70 °C		
Operating temp range	-20 → 100 °C		
Storage temp range	-40 → 125 °C		
Zero thermal error	≤ 0.02% F.S./°C		
Sensitivity thermal error	≤ 0.02% F.S./°C		
Stability	≤ 0.2% F.S./Year		
Input impedance	2.3 → 4 KΩ		
Insulation resistance	> 100 MΩ at 250 V		

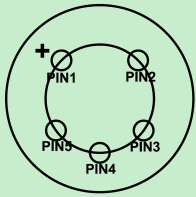
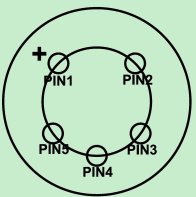
①: The zero output, span output and accuracy may different if the supply power, measuring range and pressure type is different, please contact us if you need more details.

SS121V27 series piezoresistive standard pressure transducers

Mechanical characteristics

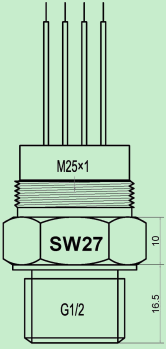
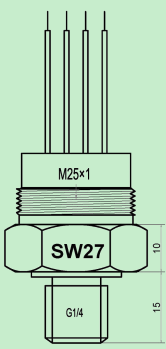
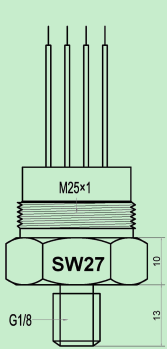
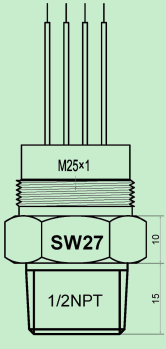
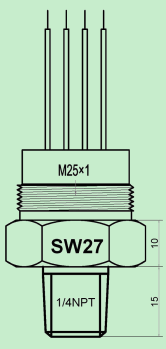
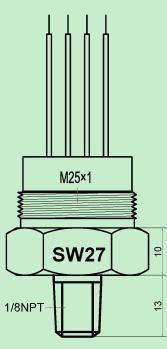
Materials	Diaphragm	Stainless steel 316L (typical)	More options see Page 3
	Housing	Stainless steel 304 (typical)	Stainless steel 316L (optional)
	Pressure connection	Stainless steel 304 (typical)	Stainless steel 316L (optional)
	Filling liquid	Silicone oil	
	Sealing inside	FKM / Viton (typical)	EPDM (optional)
Pressure connection	1/4" BSP, 1/4" NPT, 9/16-18 UNF, M14 x 1.5		More options see page 3
Electrical connection	Wire connection, Pin connection		More options see page 3
Weight	100-200g (depending on pressure connection and electrical connection)		

Electrical connections

wires		5Pins connection mode 1	5Pins connection mode 2		
Color	Function				
Red	Supply +			PIN1: Supply +	PIN1: Supply +
Black	Supply -			PIN2: Output -	PIN2: Output +
White	Output +			PIN3: Supply -	PIN3: Supply -
Blue	Output -			PIN4: Supply - ②	PIN4: Supply - ②
		PIN5: Output +	PIN5: Output -		

②: PIN4 is not used for 4Pins connection

Dimensions (Unit: mm)

G1/2" thread	G1/4" thread	G1/8" thread
		
1/2"NPT thread	1/4"NPT thread	1/8"NPT thread
		

SS121V27 series piezoresistive standard pressure transducers

Part number chart (How to order)

PART NUMBER REQUIRED: **SS121V27.PL.01.A.01.A (EXAMPLE)**

1	Pressure range(bar)	PL
	NA(-1...0) NB(-0.7...0) NC(-0.5...0) ND(-0.35...0) NE(-0.2...0) NF(-0.1...0) PA(0...0.1) PB(0...0.2) PC(0...0.35) PD(0...0.5) PE(0...0.7) PF(0...1) PG(0...1.6) PH(0...2) PI(0...2.5) PJ(0...4) PK(0...6) PL(0...10) PM(0...16) PN(0...25) PO(0...40) PP(0...60) PQ(0...100) PR(0...160) PS(0...200) PT(0...250) PU(0...300) PV(0...350) PW(0...400) PX(0...500) PY(0...600) PZ(0...1000) CA(-1...0.6) CB(-1...1.5) CC(-1...3) CD(-1...5) CE(-1...9) CF(-1...15) CG(-1...24) 1Z(Other pressure range or unit is on request)	
2	Pressure type	01
	01(Vented gauge) 02(Absolute) 03(Sealed gauge)	
3	Electrical connection ③	A
	A(4Wires) B(5Wires) C(4Pins mode 1) D(4Pins mode 2) E(5Pins mode 1) F(5Pins mode 2)	
4	Power supply	01
	01(1.5mADC) 02(2mADC) 03(5VDC) 04(10VDC) 4Z(Other supply is on request)	
5	Pressure connection	A
	A(1/4" NPT male) B(1/2" NPT male) C(1/8" NPT male) D(G 1/4" male) E(G 1/2" male) F(G 1/8" male) G(PT 1/4" male) H(PT 1/2" male) I(PT 1/8" male) J(9/16-18 UNF male) K(7/16-20 UNF male) L(1/2-20 UNF male) M(3/8-24 UNF male) N(M10 x 1.25 male) O(M14 x 1.5 male) 5Z(Other pressure connection is on request)	

③: 4Wires and 4Pins connection: the zero signal is set by SENDO SENSOR before leave factory.

③: 5Wires and 5Pins connection: the zero signal can be set by clients.

③: Pins Mode1 and Mode2: please see the details in the Electrical connection in page 2.

NON- REQUIRED: **SS121V27.PL.01.A.01.A - V4E (EXAMPLE)**

1	Material of O-ring sealing	V2B
	V2B(EPDM)	
2	Material of diaphragm	V4E
	V4D(Titanium) V4E(Tantalum) V4F(Hastelloy-C)	
3	Material of wetted parts (metal parts, not include the diaphragm)	V5G
	V5G(Stainless steel 316L)	
4	Pulse snubber / Bumper (Anti cavitation, pressure spikes, or pulses)	V6H
	V6H(Assemble into the pressure hole)	

SS121V27 series piezoresistive standard pressure transducers

Contact us

Company	Ningbo Sendo Electronic Technology CO., LTD	
Email	sales@sendo-sensor.com	
Email	cain.chen@sendo-sensor.com	
Factory	No 15, Yongxing 2nd Rd, Chengbei Industrial Park, Huizhou District, 245900 China	
Office	Building. 1#1108, Wante business center, Hi-Tech, 315040 China	
Website	http://www.pressuresensorsuppliers.com	http://www.sendo-sensor.com
Skype: sendosensor	WeChat: chenjie4884	WhatsApp: +8613616574884
Tel: 0086-0574-27725960	Fax: 0086-0574-27725970	Phone: 0086-13616574884

*Specifications subject to change without notice, the latest data sheet please contact: sales@sendo-sensor.com