


SS112 series sanitary pressure transducers

Features

- 1" 1.5" or 2" clamp fitting
- High accuracy and reliability
- Stainless steel 316L wetted parts
- 1.0mA, 1.5mA constant current supply
- 5VDC, 10VDC constant voltage supply
- 0-70°C temperature compensation range
- Isolated construction, able to test various media
- Absolute, vented gauge and sealed gauge pressure
- Maximum media temperature up to 200°C by cooling fins



Descriptions

SS112 series sanitary pressure transducer is designed by the piezoresistive technology, it is isolated structure with silicone oil filled inside, classic industrial clamp fitting pressure connection makes a crevice-free media interface. The pressure acts on the 316L stainless steel diaphragm, the silicon chip's resistance value will be changed with the pressure, and produce a mV output signal which is proportional to the applied pressure.



SS112 series sanitary pressure transducer is mainly designed with sanitary purposes such as monitoring of the food, the brewing, medicine and production processes of the dairy, is available from pressure range 0.2 bar to 60 bar. The transducer is available with 1", 1.5", 2" and 2.5" Tri-Clamp fitting, high quality stainless steel 316L wetted parts, with 3 pcs of cooling fins make the working temperature up to 150°C, and 5 pcs is 200°C, and also can be customized according to demand.

Pressure ranges (typical)

Vented gauge (defining atmospheric pressure as zero) (Unit: bar)

Range	-1.0	-0.7	-0.35	-0.2	-0.1	0.1
	0.2	0.35	0.7	1.0	2.5	4.0
	6.0	10	16	25		

Absolute (defining absolute vacuum as zero) (Unit: bar)

Range	1.0	2.5	4.0	6.0	10	16
	25	40	60			

Sealed gauge (defining standard atmospheric pressure as zero) (Unit: bar)

Range	10	16	25	40	60	
-------	----	----	----	----	----	--

SS112 series sanitary pressure transducers

Technical data

Performance (EN 60770)

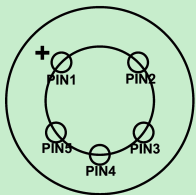
Power supply	1.5 mADC (typical)	5 VDC (optional)	10 VDC (optional)
Zero output	0 ± 2 mV ①		
Span output	100 ± 20 mV ①		
Accuracy	0.25% F.S. ①		
Overload range	2.0 × F.S. (≤ 250 bar)		
	1.5 × F.S. (> 250 bar), 1.2 × F.S. (1000bar)		
Compensated temp range	0 → 70 °C		
Operating temp range	-20 → 100 °C (typical)	More options see page 4	
Storage temp range	-40 → 125 °C		
Zero thermal error	≤ 0.02% F.S./°C		
Sensitivity thermal error	≤ 0.02% F.S./°C		
Stability	≤ 0.2% F.S./Year		
Input impedance	2.3 → 4 KΩ		
Insulation resistance	> 100 MΩ at 250 V		
Vibration	20g / (20 to 5000 Hz)		
Endurance	> 100 × 10 ⁶ F.S. cycles		

①: The zero output, span output and accuracy may different if the supply power, measuring range and pressure type is different, please contact us if you need more details.

Mechanical characteristics

Diaphragm	Stainless steel 316L	More options see Page 3
Wetted parts	Stainless steel 316L	
Cooling extensions	Stainless steel 304	
Filling liquid	Silicone oil	
O-ring	All stainless steel welding structure, no O-ring sealing used inside	
Electrical connection	10 cm silicone sheathed wires, Kovar pins	
Pressure connection	1.5" (50.5mm), 1" (38 mm), 2" (64mm)	

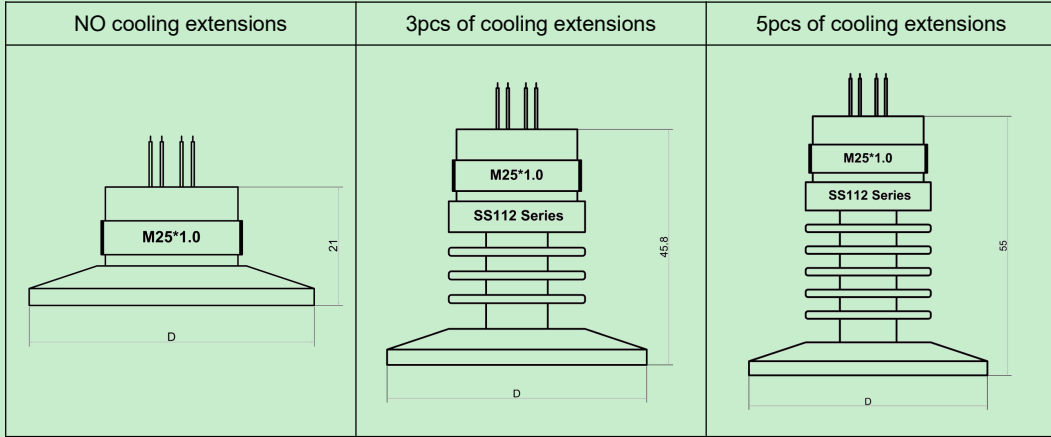
Electrical connections

wires		4-Pins / 5-Pins connection mode	
Color	Function		PIN1: Supply +
Red	Supply +		PIN2: Output -
Black	Supply -		PIN3: Supply -
White	Output +		PIN4: Supply - ②
Blue	Output -		PIN5: Output +

②: PIN4 is not used for 4-Pins connection

SS112 series sanitary pressure transducers

Dimensions (Unit: mm; D is for dimension of clamp size, see the details in Part number chart)



Part number chart (How to order)

PART NUMBER REQUIRED: **SS112.PL.01.A.01.A (EXAMPLE)**

1	Pressure range(bar)	PL
	NA(-1...0) NB(-0.7...0) NC(-0.5...0) ND(-0.35...0) NE(-0.2...0) NF(-0.1...0) PA(0...0.1) PB(0...0.2) PC(0...0.35) PD(0...0.5) PE(0...0.7) PF(0...1) PG(0...1.6) PH(0...2) PI(0...2.5) PJ(0...4) PK(0...6) PL(0...10) PM(0...16) PN(0...25) PO(0...40) PP(0...60) CA(-1...0.6) CB(-1...1.5) CC(-1...3) CD(-1...5) CE(-1...9) CF(-1...15) CG(-1...24) 1Z(Other pressure range or unit is on request)	
2	Pressure type	01
	01(Vented gauge) 02(Absolute) 03(Sealed gauge)	
3	Electrical connection ③	A
	A(4-Wires) B(5-Wires) C(4-Pins) D(5-Pins)	
4	Pressure connection	01
	01(1.5"=50.5mm clamp fitting) 02(2"=60mm clamp fitting) 03(1"=38mm clamp fitting) 4Z(Other connection is on request)	
5	Power supply	A
	A(1.5mADC) B(2mADC) C(5VDC) D(10VDC) 5Z(Other supply is on request)	

③: 4-Wires and 4-Pins connection: the zero signal is set by SENDO SENSOR before leave factory.

③: 5-Wires and 5-Pins connection: the zero signal can be set by clients.

NON- REQUIRED: **SS112.PL.01.A.01.A - V4E (EXAMPLE)**

1	Material of diaphragm	V4E
	V4D(Titanium) V4E(Tantalum) V4F(Hastelloy-C)	

SS112T series sanitary pressure transducers for high temperature

Part number chart (How to order)

PART NUMBER REQUIRED: **SS112.T03.PL.01.A.01.A (EXAMPLE)**

0	Medium working temperature	T03
	T03(150 °C, 3pcs of cooling fins) T05(200 °C, 5pcs of cooling fins) 0Z(Other temperature is on request)	
1	Pressure range(bar)	PL
	NA(-1...0) NB(-0.7...0) NC(-0.5...0) ND(-0.35...0) PC(0...0.35) PD(0...0.5) PE(0...0.7) PF(0...1) PG(0...1.6) PH(0...2) PI(0...2.5) PJ(0...4) PK(0...6) PL(0...10) PM(0...16) PN(0...25) PO(0...40) PP(0...60) CA(-1...0.6) CB(-1...1.5) CC(-1...3) CD(-1...5) CE(-1...9) CF(-1...15) CG(-1...24) 1Z(Other pressure range or unit is on request)	
2	Pressure type	01
	01(Vented gauge) 02(Absolute) 03(Sealed gauge)	
3	Electrical connection ③	A
	A(4Wires) B(5Wires) C(4Pins mode 1) D(4Pins mode 2) E(5Pins mode 1) F(5Pins mode 2)	
4	Pressure connection	01
	01(1.5"=50.5mm clamp fitting) 02(2"=60mm clamp fitting) 03(1"=38mm clamp fitting) 4Z(Other connection is on request)	
5	Power supply	A
	A(1.5mADC) B(2mADC) C(5VDC) D(10VDC) 5Z(Other supply is on request)	

③: 4Wires and 4Pins connection: the zero signal is set by SENDO SENSOR before leave factory.

③: 5Wires and 5Pins connection: the zero signal can be set by clients.

③: Pins mode1 and mode2: please see the details in the Electrical connection in page 2.

Contact us

Company	Ningbo Sendo Electronic Technology CO., LTD	
Email	sales@sendo-sensor.com	
Email	cain.chen@sendo-sensor.com	
Factory	No 15, Yongxing 2nd Rd, Chengbei Industrial Park, Huizhou District, 245900 China	
Office	Building. 1#1108, Wante business center, Hi-Tech, 315040 China	
Website	http://www.pressuresensorsuppliers.com	http://www.sendo-sensor.com
Skype: sendosensor	WeChat: chenjie4884	WhatsApp: +8613616574884
Tel: 0086-0574-27725960	Fax: 0086-0574-27725970	Phone: 0086-13616574884

*Specifications subject to change without notice, the latest date sheet please contact: sales@sendo-sensor.com