


SS112 series sanitary pressure transducers

Features

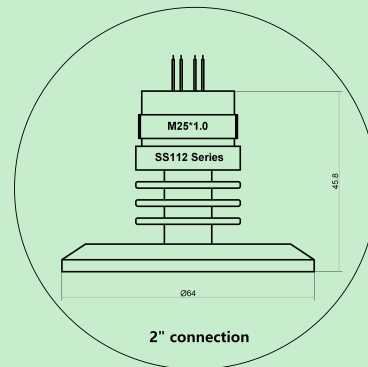
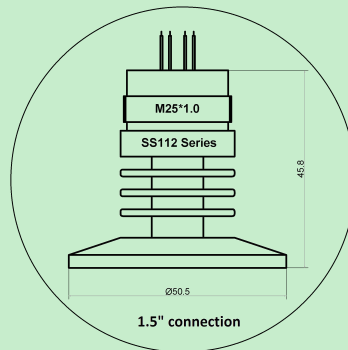
- 1.5" or 2" clamp fitting
- Integrated with cooling fins
- Media temperature up to 125°C
- Stainless steel 316L wetted parts
- High accuracy and high reliability
- 1.0mA, 1.5mA constant current supply
- 5VDC, 10VDC constant voltage supply
- 0-70°C temperature compensation range
- Isolated construction, able to test various media
- Absolute, vented gauge and sealed gauge pressure



Descriptions

SS112 series sanitary pressure transducers adopt the piezoresistive technology, isolated structure with silicone oil filled, typical 1.5" or 2" clamp fitting pressure connection, no pressure port, no blocking problems. The pressure acts on the 316L stainless steel diaphragm, the silicon chip's resistance value will be changed when the pressure changes, and produce a mV output signal which is proportional to the applied pressure.

SS112 series integrated with 3pcs of cooling fins, the media temperature can be up to 125°C, more cooling fins, higher media temperature. Mainly design for sanitary purposes such as monitoring of the food, the brewing, medicine and production processes of the dairy.



Pressure ranges (typical)

Vented gauge(defining atmospheric pressure as zero) (Unit: Bar)

Range	-1.0	-0.7	-0.35	0.35	0.7	1.0
	2.5	4.0	6.0	10	16	25

Absolute(defining absolute vacuum as zero) (Unit: Bar)

Range	1.0	2.5	4.0	6.0	10	16
	25					

Sealed gauge(defining standard atmospheric pressure as zero) (Unit: Bar)

Range	10	16	25	40		
-------	----	----	----	----	--	--

SS112 series sanitary pressure transducers

Technical data

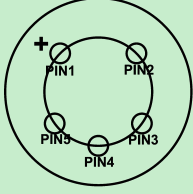
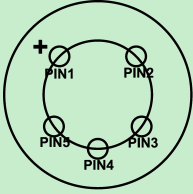
Power supply	1.5mADC	5VDC(optional)	10VDC(optional)
Zero output	0±2mV①		
Span output	100±20mV①		
Accuracy	0.25%F.S.①		
Overload range	2.0 × F.S.		
Compensated temp range	0°C → 70°C		
Operating temp range	-20°C → 125°C		
Storage temp range	-40°C → 125°C		
Zero thermal error	≤0.02% F.S./°C		
Sensitivity thermal error	≤0.02% F.S./°C		
Stability	≤0.2% F.S./Year		
Input impedance	2.3KΩ → 4KΩ		
Insulation resistance	>100 MΩ at 250 V		
Vibration	20g/(20~5000Hz)		
Endurance	>100 x 10 ⁶ F.S. cycles		

①: The zero output, span output and accuracy may different if the supply power, measuring range and pressure type is different, please contact us if you need more details.

Constructions

Wetted parts	Stainless steel 316L	More options see Page 3
Housing	Stainless steel 304	More options see Page 3
Filling liquid	Silicone oil	
Electrical connection	10cm silicone sheathed wires	Kovar pins(optional)
Pressure connection	1.5" (50.5mm)	2" (64mm)(optional)

Electrical connections

wires		Pins connection mode 1		Pins connection mode 2	
Color	Function		PIN1: Supply +		PIN1: Supply +
Red	Supply +		PIN2: Output -		PIN2: Output +
Black	Supply -		PIN3: Supply -		PIN3: Supply -
White	Output +		PIN4: Supply -		PIN4: Supply -
Blue	Output -		PIN5: Output +		PIN5: Output -

SS112 series sanitary pressure transducers

Ordering information

EXAMPLE: **SS112 PH 01 A 01 A**

1	Pressure range(bar)	PH
	NA(-1...0) NB(-0.7...0) NC(-0.35...0) PA(0.35) PB(0.7) PC(1.0) PD(1.6) PE(2.5) PF(4.0) PG(6.0) PH(10) PI(16) PJ(25) PK(40) CA(-1...0.6) CB(-1...1.5) CC(-1...3) CD(-1...5) CE(-1...9) CF(-1...15) CG(-1...24) X(Other pressure range or unit is on request)	
2	Pressure type	01
	01(Vented gauge) 02(Absolute) 03(Sealed gauge)	
3	Electrical connection②	A
	A(4Wires) B(5Wires) C(4Pins mode 1) D(4Pins mode 2) E(5Pins mode 1) F(5Pins mode 2)	
4	Pressure connection	01
	01(1.5") 02(2") 03(Other connection is on request)	
5	Power supply	A
	A(1.5mADC) B(5VDC) C(10VDC) D(Other supply is on request)	

②: 4Wires and 4Pins connection: the zero signal is set by SENDO SENSOR before leave factory.

②: 5Wires and 5Pins connection: the zero signal can be set by clients.

②: Pins Mode1 and Mode2: please see the details in the Electrical connection in page 2.

Optional(please contact us for more details)

1	Integrate the MCP9700 temp sensor
	A(YES) B(NO)
2	Material of diaphragm
	01(Titanium) 02(Tantalum) 03(Hastelloy-C)
3	Material of wetted parts
	A(Titanium) B(Tantalum) C(Hastelloy-C)
4	Medium temperature
	01(150°C) 02(200°C)

Contact us

Company	Ningbo Sendo Electronic Technology CO., LTD	
Email	sales@sendo-sensor.com	
Email	cain.chen@sendo-sensor.com	
Factory	Floor 5, building 2, no.48 jiujuan road, jianggan district, 310019 China	
Office	Building. 1#1108, Wante business center, Hi-Tech, 315040 China	
Website	http://www.pressuresensorsuppliers.com	http://www.sendo-sensor.com
Skype: sendosensor	We Chat: chenjie4884	WhatsApp: +8613616574884
Tel: 0086-0574-27725960	Fax: 0086-0574-27725970	Phone: 0086-13616574884

*Specifications subject to change without notice, the latest date sheet please contact: sales@sendo-sensor.com