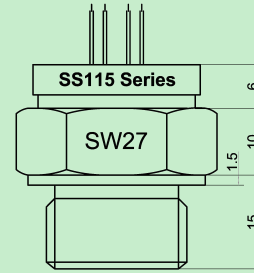


SS115 series flush diaphragm pressure transducers

- Typically G1/2" connection
- High accuracy and reliability
- Stainless steel 316L wetted parts
- 1.0mA, 1.5mA constant current supply
- 5VDC, 10VDC constant voltage supply
- 0-70°C temperature compensation range
- Isolated construction, able to test various media
- Absolute, vented gauge and sealed gauge pressure





Descriptions

SS115 series flush diaphragm pressure transducers are covered the pressure from -1bar to 400bar, typical working temperature from -20 to 100°C.

SS115 series are designed by the piezoresistive technology, work following the principle of piezoresistive effect, the silicon chip is protected by 316L stainless steel housing and silicone oil filled in the isolated housing, meet "clean in place" (CIP) and "sterilize in place" (SIP) maintenance procedures demand.

Typically for using in food, process and industrial applications where the media is either viscous, or is otherwise liable to block the port of a conventional pressure transducer with a recessed diaphragm or pressure port.



Pressure ranges (typical)

Vented gauge(defining atmospheric pressure as zero) (Unit: Bar)

Range	-1.0	-0.35	0.35	1.0	2.5	4.0
	6.0	10	16	25		

Absolute(defining absolute vacuum as zero) (Unit: Bar)

Range	1.0	2.5	4.0	6.0	10	16
	25					

Sealed gauge(defining standard atmospheric pressure as zero) (Unit: Bar)

Range	10	16	25	40	60
	100	160	250	400	

SS115 series flush diaphragm pressure transducers

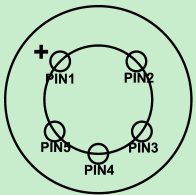
Technical data

Power supply	1.5mADC (typical)	5VDC, 10VDC is on request
Zero output	±2mV	
Span output	100±20mV (typical)	
Accuracy	0.25%F.S. (typical)	
Overload	2.0*F.S. (<250Bar)	
	1.5*F.S. (≥250Bar)	
Temperature compensation	0~70°C	
Operating temperature	-20~100°C	
Storage temperature	-40~125°C	
Zero thermal error	≤0.02 %F.S./°C	
Sensitivity thermal error	≤0.02 %F.S./°C	
Bridge resistance	2.3KΩ~4KΩ	
Insulation	100MΩ/250VDC	
Vibration	20g/(20~5000Hz)	
Endurance	>100 x 10 ⁶ F.S. cycles	
Stability	≤0.2% F.S./Year	

Constructions

Wetted parts	Stainless steel 316L	
Housing	Stainless steel 304	
Filling liquid	Silicone oil	
Electrical connection	10cm silicone sheathed wires	Kovar pins is on request
Pressure connection	G1/2"	Other connection is on request

Electrical connections

wires			pins		
Color	Function		PIN1: Supply +	PIN3: Supply -	PIN4: Supply -
Red	Supply +	Pressure ≤4Mpa	PIN2: Output -		
Black	Supply -		PIN5: Output +		
White	Output +	Pressure >4Mpa	PIN2: Output +		
Blue	Output -		PIN5: Output -		

SS115 series flush diaphragm pressure transducers

Ordering information

EXAMPLE: [SS115 H 01 B 01 A](#)

1	Pressure range(Bar)	H
	A(-1.0) B(-0.35) C(0.35) D(1.0) E(2.5) F(4.0) G(6.0) H(10) I(16) J(25) K(40) L(60) M(100) N(160) O(250) P(400) Q(Other range or unit is on request)	
2	Pressure type	01
	01 Vented gauge 02 Absolute 03 Sealed gauge	
3	Electrical connection	B
	A 4Kovar pins B 4Wires C 5Kovar pins D 5Wires	
4	Pressure connection	01
	01(G1/2") 02(G1") 03(1/2"NPT) 04(1"NPT) 05(PT1/2") 06(PT1") 07(M20*1.5) 08(Other connection is on request)	
5	Power supply	A
	A 1.5mADC B 5VDC C 10VDC D Other supply is on request	

Optional

Customized dimension		
----------------------	--	--

Contact us

Company name	Ninghai sendo sensor co., Ltd	
Company address	Floor 5, building 2, no.48 jiuahuan road, jianggan district, 310000 Hangzhou, China	
Website	http://www.sendo-sensor.com	
Email(sales)	sales@sendo-sensor.com	
Email(Mr Chen)	cain.chen@sendo-sensor.com	
Skype	sendosensor	
Tel: 0086-0574-27725960	Fax: 0086-0574-27725970	Phone: 0086-13616574884

*Specifications subject to change without notice, the latest date sheet please contact: sales@sendo-sensor.com